

# Biotechnology application of single enzyme and multienzyme in feed, and its effect on growth performance and carcass percentage in broiler

Amalia Firdaus Yanti<sup>1\*</sup>, Ni'matul Laili Nur Mahfudhoh<sup>1</sup>, Sajidan<sup>2</sup>, and Agung Budiharjo<sup>1</sup>

<sup>1</sup>Sebelas Maret University, Faculty of Mathematics and Natural Sciences, 57126, Surakarta, Indonesia

<sup>2</sup>Sebelas Maret University, Faculty of Teacher Training and Education, 57126, Surakarta, Indonesia

**Abstract.** Bromelain as a single enzyme is widely used as a meat tenderizer; but it can damage meat cells. The effect of adding multienzyme Phyprozyme HP in feed is not yet known, so it needs to be researched. This study aims to evaluate the growth performance and carcass percentage of broilers with addition of single enzyme and multienzymes. Each enzymes use 72 Lohman MB 202 Grade Platinum broilers aged 21 to 35 days, 6 treatments and 4 replications with Completely Randomized Design (CRD). Each enzymes use 72 broilers with 6 treatments and 4 replications. P0 as the control feed. Bromelain was added at P1 (600), P2 (1200), P3(1800), P4 (2400), P5 (3000) GDU/kg. Phyprozyme HP was added at P1 (0.19), P2 (0.26), P3 (0.33), P4 (0.40), and P5 (0.47) g/kg. Parameters measured include body weight, body weight gain, and carcass percentage. The results are analyzed using One-Way ANOVA. The addition of bromelain in feed decreases body weight, while the addition of multienzyme significantly improves broiler performance up to a dose of 0.33 g/kg feed. The addition bromelain decreases carcass percentage to 11.07%, while the addition of multienzyme increases carcass percentage to 8.83%, but decreases it to 7.68% at the highest dose.

## 1 Introduction

International Broiler production in the livestock industry plays an important role in providing the world's animal protein supply [1]. Broilers are highly favored by consumers due to several advantages, such as a short harvest period, lower costs compared to native chickens, more tender meat, and ease of maintenance in tropical climates. However, there are some drawbacks in raising broilers, including the limited nutritional value of feed and the health status of the animals against diseases [2]. Several studies have also indicated that broiler productivity is still low and needs to be increased to meet the market demand for broiler meat [3]. Because of this problem, currently research is still being carried out on efforts to improve broiler performance, one of which is using vegetable ingredients, high temperature processing and adding enzymes.

---

\* Corresponding author: [amaliafirdausy@student.uns.ac.id](mailto:amaliafirdausy@student.uns.ac.id)

Efforts to improve the quality and cost of feed can be done by utilizing vegetable ingredients that are rich in protein and phosphate (especially grains). The use of vegetable raw materials is also widely available in nature because Indonesia is an agricultural country. Apart from that, the use of vegetable waste such as fine rice bran and soybean meal is also more beneficial for the environment and can be obtained at a cheaper price. The plant-based feed ingredients that have been used reach a presentation of 90% of the total feed formulation regardless of the region, however the high use of plant-based feed is also feared to result in an increase in anti-nutritional compounds which interfere with the absorption of nutrients in the feed [4]. Antinutrients in the form of phytate have quite a large negative effect on most animals, namely strong binding to minerals such as Fe, Zn, Ca, Mg, Mn, Cu, Se, and Ni, as well as protein and starch [5]. Therefore, enzyme supplementation in feed is one solution and is useful in increasing the nutritional value of feed. Enzymes are defined as proteins that facilitate certain chemical reactions [6]. Enzymes work on a substrate specifically by catalyzing reactions to convert complex substances into substances that can be absorbed [7]. Several studies state that the use of enzymes in feed can help nutrient digestibility, maintain intestinal health, reduce the possibility of nutrient waste, and can be done conventionally, thereby saving costs [8].

The application of enzymes as biocatalysts plays a role in accelerating the occurrence of a reaction. Enzymes that are capable of hydrolyzing protein substrates in feed ingredients are protease enzymes, one of which is bromelain. The bromelain enzyme can hydrolyze proteins as complex protein compounds into amino acids as simpler compounds. The use of bromelain in the food and livestock sectors is to make meat more tender when consumed. However, several studies also state that adding bromelain to feed can cause cell damage in meat [9]. Enzyme research on broilers still needs further research to find the right dosage and its impact on broilers.

Several research results show that enzymes working together are more effective when compared to individual enzyme systems [10] [11] [12]. These enzymes are usually referred to as multi-enzyme systems. Several studies have shown that enzymes that work synergistically are more effective than those that work individually. These enzymes are usually referred to as multi-enzyme systems. Several enzymes commonly used in animal feed include protease, xylanase, hemicellulase and phytase. These enzymes are available in a multi-enzyme system, such as Phyprozyme HP, which is used to feed pigs, various poultry and fish [13]. The raw material components of these enzymes are derived from dried extracts obtained from the fermentation of fungi (*Aspergillus niger*, *Aspergillus oryzae*) and bacteria (*Bacillus subtilis*, *Escherichia coli*). To date, there has been no research into the application of this multi-enzyme system in broilers. Therefore, more research is needed to determine the appropriate dosage and its impact when adding this multi-enzyme system to broiler feed.

## 2 Materials and Methods

### 2.1 Materials

Day-old broiler chicks (DOC) of 42 Lohman MB 202 Grade Platinum strain were weighed using digital scales. The weighed DOC were randomly divided into 6 groups, each consisting of 3 broiler chicks, with 4 replicates per group. This study was conducted using a litter-based cage system (with rice husk as the base). The cage system consisted of 24 compartments, corresponding to 6 treatments and 4 replications. The dividers for each compartment were made of bamboo. Each compartment measured 100 cm x 40 cm x 40 cm, thus meeting the minimum size requirements for cages.

## 2.2 Methods

The research was conducted at the Pekuncen broiler farming unit, Banyumas, Central Java, Indonesia. Proximate analysis of feed and carcasses was carried out at the Food Engineering Laboratory, Sebelas Maret University and the Biochemistry Laboratory, Faculty of Mathematics and Natural Sciences, Jendral Soedirman University. The research method used was a completely randomized design (CRD). Broiler chickens were reared from day 14 until harvest on day 35. Feed was given twice a day (at 07.00 and 17.00 WIB). The amount of feed given was adjusted to the age of the chickens, following broiler rearing management guidelines. Drinking water was provided *ad libitum*. This experiment used a uniform feed formulation and consisted of 6 different dose treatments: P0, P1, P2, P3, P4, and P5. For single bromelain enzyme, P0 was set as the control group without enzyme supplementation, while the dose variations were P1 with 600 GDU/kg feed, P2 with 1200 GDU/kg feed, P3 with 1800 GDU/kg feed, P4 with 2400 GDU/kg feed, and P5 with 3000 GDU/kg feed. In the Phyprozyme HP multi-enzyme system, P0 was the control group without enzyme supplementation, P1 was dosed with 0.19 g/kg feed, P2 was dosed with 0.26 g/kg feed, P3 was dosed with 0.33 g/kg feed, P4 was dosed with 0.40 g/kg feed, and P5 was dosed with 0.47 g/kg feed. The sampling method was carried out by purposive sampling where one chicken was taken to represent a group with normal and healthy growth conditions.

## 2.3 Data Analysis

Growth parameters were measured every seven days throughout the experimental period to assess broiler growth performance. Performance measurements included average body weight, weight gain, and feed conversion ratio. The average body weight of broilers was calculated using the following formula:

$$\text{Average body weight} = \frac{\text{Total body weight (g)}}{\text{Number of broilers}}$$

Weight gain was used as a criterion for growth and the ability of livestock to convert nutrients from feed. Chicken body weight was measured in grams using an electronic scale at the start of the experiment, every seven days during the experiment, and at the end of the experiment. Weight gain was calculated using the formula as follows:

$$\text{Weight gain} = \frac{(W_t - W_o)}{W_o} \times 100\%$$

description:

$W_o$  = Initial body weight at the start of the experiment (g)

$W_t$  = Final body weight at the end of the experiment (g)

Carcass weight is defined as the weight of the chicken meat without feathers, feet, internal organs, neck, and head. Carcass weight determines the economic value of the meat. The carcass percentage was calculated using the following formula:

$$\% \text{ Carcass} = \frac{\text{Carcass weight (g)}}{\text{Live body weight (g)}} \times 100\%$$

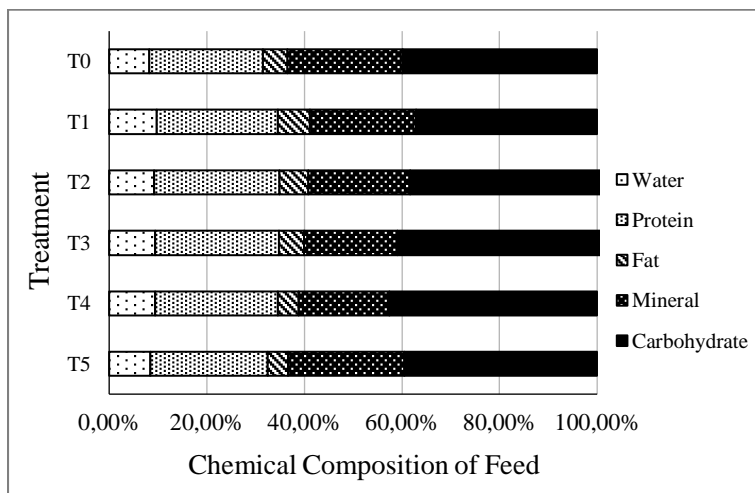
Data were analyzed using One-Way Analysis of Variance (ANOVA) with a 95% confidence level to determine the effect of different doses of Phyprozyme HP supplementation. Statistical analysis was conducted using SPSS software (Version 22, IBM

Corporation, New York, USA). Analysis of nutrient content in feed ingredients can be done by proximate analysis developed by Henneberg and Stokman at the Weende Experimental Station (1865). The recommended method for proximate analysis of poultry feed is the Association of Official Analytical Chemists (AOAC) which is used to measure crude protein, ash, water, and fat content.

### 3 Results and Discussions

#### 3.1 Results

The study was conducted using six different feed formulations. Proximate analysis of feed was conducted before the study was conducted. The results of the proximate analysis of feed are presented in Figure 1. Six different feed formulations showed that the feed had a water content of 8.19-9.73%, crude protein 23.36-25.68%, crude fat 4.17-6.49%, ash 18.63-23.88%, and carbohydrate 37.10-42.58%. Proximate analysis of feed was intended to evaluate the composition of the formulated feed to meet the nutritional needs of the feed.



**Fig 1.** Chemical composition of feed formulation

The research results on broiler growth performance using individual and multienzyme enzymes at different doses are detailed in Table 1. The highest final body weight was observed in treatment P1 with the addition of a multienzyme dose of 0.16g/kg feed, while the lowest final body weight was recorded in treatment P3 with the addition of bromelain enzyme dose of 1800 GDU/kg feed.

**Table 1.** Comparison of final broiler weights using different types and doses of enzymes

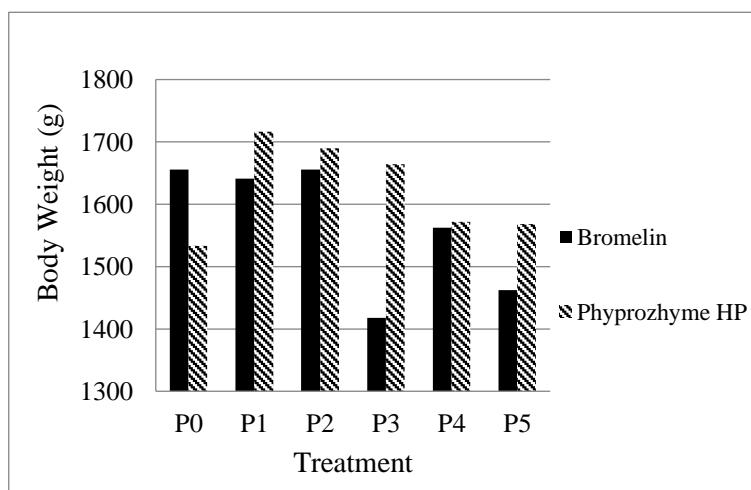
Treatment	Body Weight (g)	
	Bromelin	Phyprozyme HP
T0	1655.86 ± 114.06*	1533.50 ± 15.40
T1	1641.09 ± 127.02	1716.63 ± 19.65*
T2	1655.43 ± 167.14	1689.75 ± 6.91
T3	1417.42 ± 159.49**	1664.50 ± 11.55
T4	1562.57 ± 215.21	1571.38 ± 9.28
T5	1462.57 ± 125.34	1568.13 ± 3.97**

Notes:

\* Highest final broiler body weight before harvesting

\*\* Lowest final broiler body weight before harvesting

The final body weight results of broilers using individual enzymes and multienzymes at different doses are detailed in Figure 2.



**Fig 2.** Comparison of final body weight using different enzymes

The research findings on the weekly weight gain of broilers using individual and multienzyme enzymes at different doses are detailed in Table 2. The research results in Table 2 indicate that the weight gain of broiler chickens increases with the addition of multienzyme doses ranging from 0.19 g/kg to 0.33 g/kg of feed and decreases with doses exceeding 0.33 g/kg of feed. The increase in chicken weight is a positive effect of enzyme supplementation in feed, while negative effects of enzyme supplementation may occur with high enzyme doses.

**Table 2.** Comparison of broiler weight gain with different enzyme supplementation

Treatment	Weight Gain (g)					
	Bromelin (Day)			Phyprozyme HP (Day)		
	21	28	35	21	28	35
P0	291.73	433.98	442.07	312.18	333.41	414.25
P1	230.31	447.57	475.13	357.26	347.01	488.75
P2	221.16	448.72	497.47	372.55	350.64	423.84
P3	193.45	393.43	340.46	351.06	336.06	419.05
P4	208.45	461.10	404.94	338.38	331.71	414.13
P5	163.45	359.10	451.94	303.83	323.78	418.50

Notes:

\* Highest broiler weight gain every week

\*\* Lowest final broiler weight gain every week

Carcass weight refers to the weight of chicken meat without feathers, feet, internal organs, neck, and head. Carcass weight is significant in the trading industry due to its economic value. The carcass percentage is calculated by comparing the carcass weight to the live weight of broilers. The carcass percentages of broilers using different enzyme supplementation are presented in Table 3.

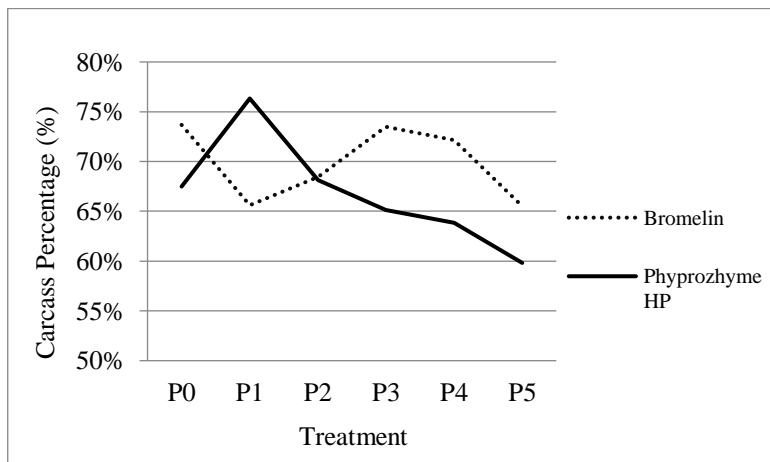
**Table 3.** Comparison of broiler carcass percentage with different enzyme supplementation

Treatment	Bromelain			Phyprozyme HP		
	Carcass Weight (g)	Body Weight (g)	Carcass Percentage (%)	Carcass Weight (g)	Body Weight (g)	Carcass Percentage (%)
T0	1220.00	1655.86	73.68*	1018.25	1508.50	67.50
T1	1076.67	1641.09	65.61	1310.25	1716.63	76.33*
T2	1133.00	1655.43	68.44	1151.00	1689.75	68.12
T3	1042.00	1417.42	73.51	1018.75	1564.50	65.12
T4	1127.34	1562.57	72.15	955.75	1496.38	63.87
T5	958.34	1462.57	65.52**	878.25	1468.13	59.82**

Notes:

\* Highest carcass percentage every treatment

\*\* Lowest carcass percentage every treatment



**Fig 3.** The carcass and non-carcass percentages

### 3.2 Discussion

Broilers are among the most extensively farmed livestock due to several advantages, such as rapid harvesting and suitability for cultivation in tropical environments like Indonesia. Broiler meat remains one of the largest contributors to animal protein worldwide. Research on the effects of various enzyme doses as a biotechnology application in broiler feed is still necessary to determine accurate dosages and their impacts. Previous studies have indicated that bromelain enzyme, when used singularly, is widely employed as a livestock feed supplement to produce tender broiler meat [14] [15]. However, other research suggests that bromelain usage may result in cellular damage within the meat [16] [17]. The use of Phyprozyme HP enzyme as a multienzyme has not been previously studied in broilers. Therefore, this study examines the effects of both types of enzymes on broiler growth performance, considering final body weight, weight gain, and carcass percentage, which represents the economically valuable part of the broiler.

The research findings demonstrate that the addition of different enzyme doses, whether using individual or multienzymes, does not significantly affect broiler growth performance. Surprisingly, the addition of bromelain as a singular enzyme may decrease the formed carcass percentage by up to 11.07%. Some studies suggest that adding bromelain at specific doses to broiler feed can indeed impart tenderness to the meat and reduce fat content [18]. However, it may decrease carcass percentage compared to the use of multienzymes and control treatments. Giving bromelain can also reduce liver lipid disorders, especially free cholesterol, total cholesterol, fatty acids, triglycerides and glycerol by 15-30% [19]. The fatty acid content in chicken meat is also an indicator of meat quality. Bromelain has a function as an anti-obesity drug by inhibiting the process of adipose cell differentiation [20]. The number and size of adipose cells determine the mass of fat tissue formed. High-fat diets cause reversible changes in the gut microbiota, but can further lead to inflammation, obesity and cancer if poor diets persist [21]. Foods high in glucose and fructose also cause increased endotoxin levels, inflammation, loss of microbial diversity, and increased intestinal permeability [22].

The carcass portion of broilers comprises the parts of the chicken without feathers, blood, internal organs, head, neck, and claws. Carcass percentage can be influenced by several factors such as chicken genetics, feed quality, gender, slaughter age, and environment. In this case, carcass percentage is affected by the addition of enzymes compared to the control group. If the nutrition and digestibility of the feed entering the

chicken's body decrease, the carcass weight will also decrease. The research results show that although bromelain may impart a more savory and tender taste to the meat, it can decrease the carcass percentage. This research outcome provides a distinct evaluation for stakeholders in the broiler carcass market. If traders prioritize taste, then bromelain can be a solution. However, if traders require a higher broiler carcass percentage, then bromelain cannot be used due to its resulting impact.

The research findings indicate that the supplementation of multienzymes in feed can help improve the growth performance of broiler chickens by increasing their weight gain at doses ranging from 0.19 g/kg-1 to 0.33 g/kg-1 of feed (P1, P2, and P3). The highest growth performance based on weight gain data is observed in chickens given an enzyme dose of 0.26 g/kg-1 of feed (P2), while the lowest weight gain is observed in chickens given the highest enzyme dose compared to other enzyme dose treatments, namely treatment P5 with an enzyme dose of 0.47 g/kg-1. This suggests that multienzyme supplementation is beneficial for chicken growth but can also decrease chicken weight at high doses. Phprozyme HP enzyme has a positive impact on broiler chicken growth (0.19-0.33 g/kg-1 of feed), but it can have negative effects, such as weight loss, when supplemented with high doses (0.4-0.47 g/kg-1 of feed). The research results show that the amount of feed consumed by chickens significantly affects broiler chicken growth performance, but it is not the sole determining factor for improving chicken growth performance. This is evidenced by the fact that the amount of feed consumed by chickens in the control treatment is higher than in all other treatments, yet the weekly weight gain of chickens in the control treatment is lower than that in P1, P2, and P3. Other factors affecting growth performance may include the presence of certain plant proteins in feed that are not well digested in the chicken's digestive tract [23].

The growth performance response of broiler chickens based on the research findings demonstrates that the digestibility of plant materials can be tolerated up to a certain limit with the addition of multienzymes. This is evidenced by the addition of multienzyme doses up to 0.33 g/kg of feed, resulting in an increase in carcass percentage, while doses exceeding that can decrease carcass percentage by up to 7.68%. The research results also prove that the multi-enzyme system can enhance growth performance and protein digestibility better than adding enzymes individually. These findings are consistent with various previous studies [24] [25] [26]. The research results indicate that multienzymes, which can enhance growth performance better than individual enzymes, will also have negative impacts if excessive enzyme doses are used. Some research facts also show that broiler chicken growth performance may decline if the enzyme doses added to the feed are too high [27] [28]. Therefore, it can be concluded that enzyme concentration plays a crucial role in feed.

The addition of exogenous enzymes such as xylanase and hemicellulase in feed is highly recommended to increase the digestibility of NSP which initially cannot be digested properly [29]. Starch as a polysaccharide is important as an energy source in feed ingredients. However, there are several things that make starch indigestible in poultry digestion. First, the content of new feed energy sources can be increased if NSP which is found in significant amounts in some vegetable ingredients (soybean meal) can also be utilized [30] [31]. Apart from that, poultry, as a monogastric animal, cannot utilize this energy source because it does not have the enzymes used to digest complex NSP [32]. One of the enzymes that contains xylanase and hemicellulase enzymes is Phprozyme HP. The Phprozyme HP enzyme acts as an anti-NSP enzyme whose role is to break down NSP into sugar and oligosaccharides so that the energy source used for growth can be increased. The use of several enzymes in feed can work in different locations and target different substrates so that it can increase the digestibility of feed nutrients in the gastrointestinal tract [33].



Research on the addition of Phyprozyme HP has so far only been carried out on tilapia (*Oreochromis niloticus*) [13]. The research results showed that there was a significant difference in the average final weight of tilapia due to the effect of adding Phyprozyme HP to the feed. Phyprozyme HP can be a supplement to tilapia fish feed without having a negative effect on tilapia carcass composition. The growth response parameters of *Oreochromis niloticus* increased at a dose of 0.05-0.4 g/kg feed, but could reduce fish weight at a high dose, namely at 0.47 g/kg feed. The results of this research are a very good start and can be developed again in the future because there has been no further research regarding Phyprozyme HP supplementation in animals, including broilers, which has shown the same results. In general, some plant-based feed ingredients used as feed ingredients contain anti-nutritional factors. These anti-nutritional factors play a negative role in the gastrointestinal tract and cause the digestibility of nutrients in feed to be disturbed. The Phyprozyme HP enzyme which contains several enzymes that act as anti-NSP can break down NSP so that the digestibility of nutrients in feed can increase. The Phyprozyme HP enzyme also plays a role in increasing the efficiency of the gastrointestinal tract and maintaining intestinal health in livestock.

The negative impact of Phyprozyme HP enzyme supplementation was found at high dose concentrations in the research results. This may be due to the excessive release of monosaccharides. The presence of excessive monosaccharides can lead to hyperglycemia [34]. Research on carbohydrate tolerance in experimental animals suggests that high concentrations of galactose in the blood can cause galactosemia, which cannot be tolerated in the bodies of broiler chickens [35] [36] [37]. Prolonged galactosemia in chickens can lead to decreased growth performance and feed intake.

## 4 Conclusion

The research findings demonstrate that the addition of single enzyme bromelain and multi-enzyme Phyprozyme HP did not significantly differ in terms of broiler growth performance. The addition of bromelain in all treatments could lead to weight loss, while the addition of multi-enzyme could increase weight gain up to a dosage of 0.33g/kg of feed. Adding Phyprozyme HP at doses exceeding 0.33 g/kg of feed may decrease broiler weight. Bromelain addition could decrease carcass percentage by up to 11.07%, while multi-enzyme addition could increase carcass percentage by up to 8.83%, but could decrease carcass percentage by up to 7.68% at the highest dose.

## References

1. T. T. Nkukwana. Global poultry production: Current impact and future outlook on the South African poultry industry. *S. Afr. J. Anim. Sci.* **48**, 869 (2019).
2. E. Chuka. Comparative Study of the Effects of Probiotic and Commercial Enzyme on Growth Rate, Haematology and Serum Biochemistry of Broiler Chicken. *J. Food Process. Technol.* **05**, (2014).
3. M. A. Tavárez & F. S. de los Santos. Impact of genetics and breeding on broiler production performance: A look into the past, present, and future of the industry. *Anim. Front.* **6**, 37–41 (2016).
4. Syed Fazal ur Rahim & Muhammad Abdullah Bin Masood. Global view of animal feed in halal perspective. *GSC Adv. Res. Rev.* **11**, 037–069 (2022).
5. A. Sahu, R. Verma, U. Gupta, S. Kashyap & I. Sanyal. An Overview of Targeted Genome Editing Strategies for Reducing the Biosynthesis of Phytic Acid: an Anti-

- nutrient in Crop Plants. *Mol. Biotechnol.* **66**, 11–25 (2024).
6. S. L. Lovelock. et al. The road to fully programmable protein catalysis. *Nature* **606**, 49–58 (2022).
  7. M. R. Khan. Immobilized enzymes: a comprehensive review. *Bull. Natl. Res. Cent.* **45**, (2021).
  8. M. Alagawany et al. Evaluation of dried tomato pomace as a non-conventional feed: Its effect on growth, nutrients digestibility, digestive enzyme, blood chemistry and intestinal microbiota of growing quails. *Food Energy Secur.* **11**, 1–15 (2022).
  9. C. Grassin & Y. Coutel. Enzymes in Fruit and Vegetable Processing and Juice Extraction. *Enzymes in Food Technology: Second Edition* (2009). doi:10.1002/9781444309935.ch11.
  10. E. T. Hwang & S. Lee. Multienzymatic Cascade Reactions via Enzyme Complex by Immobilization. *ACS Catal.* **9**, 4402–4425 (2019).
  11. G. A. Ellis et al. Artificial Multienzyme Scaffolds: Pursuing in Vitro Substrate Channeling with an Overview of Current Progress. *ACS Catal.* **9**, 10812–10869 (2019).
  12. N. C. Dubey & B. P. Tripathi. Nature Inspired Multienzyme Immobilization: Strategies and Concepts. *ACS Appl. Bio Mater.* **4**, 1077–1114 (2021).
  13. A. A. Mohammed & A. Budihargo. Effects of Phyprozyme HP Supplementation in Diets on Body Weight Composition in Nile Tilapia (*Oreochromis niloticus*). **VII**, 215–219 (2020).
  14. M. Juárez *et al.* Beef Texture and Juiciness\*. *Handb. Meat Meat Process. Second Ed.* 177–206 (2012) doi:10.1201/b11479-13.
  15. B. M. Naveena, M. Kiran, & S. K. Mendiratta. Post harvest technologies to deal with poultry meat toughness, with reference to spent birds. *Worlds. Poult. Sci. J.* **69**, 553–568 (2013).
  16. M. G. Guevara & G. R. Daleo. Biotechnological Applications of Plant Proteolytic Enzymes. *Biotechnological Applications of Plant Proteolytic Enzymes* (2018). doi:10.1007/978-3-319-97132-2.
  17. A. Humayan Kabir, *et al.* Aquatic & Marine Biology, Fisheries, Zoology, Poultry, Agricultural science etc. by 12 (issues) publication frequency in a year. *Aquat. Biol. Agric. Sci. Editor. Board Copy Right Authors Instr. A Sample Pap. Bangla J. Bangla J.* **66**, 102–112 (2021).
  18. M. Chandrasekaran. Enzymes in Food and Beverage Processing. *Enzymes in Food and Beverage Processing* (2015). doi:10.1201/b19408.
  19. M. Achilonu, K. Shale, G. Arthur, K. Naidoo, & M. Mbatha. Phytochemical Benefits of Agroresidues as Alternative Nutritive Dietary Resource for Pig and Poultry Farming. *J. Chem.* **2018**, (2018).
  20. D. A. A. W. Hasoon, K. A. Kadhim, & A. M. Rahmah. Effect of bromelain in obese diabetic patients in Iraq. *Rev. Latinoam. Hipertens.* **17**, 376–382 (2022).
  21. F. G. Cândido et al. Impact of dietary fat on gut microbiota and low-grade systemic inflammation: mechanisms and clinical implications on obesity. *Int. J. Food Sci. Nutr.* **69**, 125–143 (2018).
  22. G. Jamar, D. A. Ribeiro & L. P. Pisani. High-fat or high-sugar diets as trigger inflammation in the microbiota-gut-brain axis. *Crit. Rev. Food Sci. Nutr.* **61**, 836–854 (2021).
  23. S. N. Qaisrani, M. M. Van Krimpen, R. P. Kwakkkel, M. W. A. Verstegen, & W. H.

- Hendriks. Dietary factors affecting hindgut protein fermentation in broilers: A review. *Worlds. Poult. Sci. J.* **71**, 139–160 (2015).
24. S. P. H. Shekarabi, M. Ghodrati, M. A. O. Dawood, A. S. Masouleh, & A. Roudbaraki. The multi-enzymes and probiotics mixture improves the growth performance, digestibility, intestinal health, and immune response of Siberian sturgeon (*Acipenser baerii*). *Ann. Anim. Sci.* **22**, 1063–1072 (2022).
  25. H. Lu. *et al.* Effects of dietary supplementation of exogenous multi-enzyme mixture containing carbohydrases and phytase on growth performance, energy and nutrient digestibility, and selected mucosal gene expression in the small intestine of weanling pigs fed nutrient d. *Can. J. Anim. Sci.* **96**, 243–251 (2016).
  26. K.A. Attia, S. Y. Saleh, S. A. El-hamidSafaa, A. ZakiAmal & A. E.-S. Mohamed. Effects of Exogenous Multi-enzyme Feed Additive (Kemzyme) on the Activities of Certain Digestive Enzymes and Intestinal Morphology in Growing Rabbits. *J. Agric. Sci.* **4**, 35–44 (2011).
  27. A. Raza, S. Bashir, & R. Tabassum. An update on carbohydrases: growth performance and intestinal health of poultry. *Heliyon* **5**, e01437 (2019).
  28. M. Alagawany, S. S. Elnesr & M. R. Farag. The role of exogenous enzymes in promoting growth and improving nutrient digestibility in poultry. *Iran. J. Vet. Res.* **19**, 157–164 (2018).
  29. N. Morgan, M. M. Bhuiyan, A. Wallace & R. Hopcroft. Comparing a single dose of xylanase to a double dose or cocktail of non-starch polysaccharide-degrading enzymes in broiler chicken diets. *J. Appl. Anim. Nutr.* **10**, 91–102 (2022).
  30. U. Aftab, M. R. Bedford. The use of NSP enzymes in poultry nutrition: Myths and realities. *Worlds. Poult. Sci. J.* **74**, 277–286 (2018).
  31. H. T. Nguyen, M. R. Bedford & N. K. Morgan. Importance of considering non-starch polysaccharide content of poultry diets. *Worlds. Poult. Sci. J.* **77**, 619–637 (2021).
  32. S. Musigwa, N. Morgan, R. Swick, P. Cozannet, & S. B. Wu Optimisation of dietary energy utilisation for poultry—a literature review. *Worlds. Poult. Sci. J.* **77**, 5–27 (2021).
  33. M. R. Bedford. The evolution and application of enzymes in the animal feed industry: the role of data interpretation. *Br. Poult. Sci.* **59**, 486–493 (2018).
  34. D. Arnone, D. et al. Sugars and Gastrointestinal Health. *Clin. Gastroenterol. Hepatol.* **20**, 1912-1924.e7 (2022).
  35. M. Haskovic et al. Pathophysiology and targets for treatment in hereditary galactosemia: A systematic review of animal and cellular models. *J. Inherit. Metab. Dis.* **43**, 392–408 (2020).
  36. A. D. E. Van Laar, C. Grootaert & J. Van Camp. Rare mono- and disaccharides as healthy alternative for traditional sugars and sweeteners? *Crit. Rev. Food Sci. Nutr.* **61**, 713–741 (2021).
  37. Md Benzamin, - et al. Diagnosis of Galactosemia by Simple Technique in a Resource-Constraint Country. *J. Enam Med. Coll.* **10**, 43–48 (2020).